

SSC ACADEMY SR.SEC.SCHOOL,BHORA KALAN
WINTER HOLIDAY HOMEWORK
CLASS-NURSERY

NAME _____



HAPPY
NEW
YEAR

2026

**Take a leap of faith and
begin this wondrous new
year by believing.**

Dear Parents and Students

Warm greetings from SSC Academy Sr.Sec.School

Winter holidays are a time for rest, enjoyment, and family bonding. However, it is also important for students to remain active, healthy and academically engaged during this period. To help our students make the best use of their winter vacation, we request parents and students to kindly follow the guidelines given below.


❖ **Instructions for Students during Winter Holidays**

- Maintain a proper daily routine and wake up on time.
- Revise your lessons regularly and complete the assigned homework on time.
- Wear warm clothes and take care of your health during cold weather.
- Limit the use of mobile phones, television, and other gadgets.
- Engage in light physical activities, yoga or indoor games.
- Follow good habits and maintain personal hygiene.
- Help your parents with small household activities and respect elders.

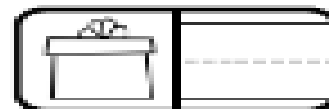
❖ **Instructions for Parents during Winter Holidays**

- Ensure that your child follows a disciplined daily routine.
- Monitor your child's study schedule and completion of homework.
- Limit screen time and encourage productive activities.
- Take special care of your child's health during the winter season.
- Provide warm, nutritious and balanced meals.
- Motivate children to read, write and practice creative activities.
- Encourage moral values, discipline and positive behavior.
- Kindly ensure that your ward is well prepared for school reopening after the holidays.

Colour the given pictures and count them.


















How many?



MATHEMATICS

Q.:



Q.2 Write 1 to 30 Counting.

| | |
|---|---|
| T | O |
| | |
| | |
| | |
| | |
| | |
| | |
| | |
| | |
| | |
| | |
| | |

| | |
|---|---|
| T | O |
| | |
| | |
| | |
| | |
| | |
| | |
| | |
| | |
| | |
| | |
| | |

| | |
|---|---|
| T | O |
| | |
| | |
| | |
| | |
| | |
| | |
| | |
| | |
| | |
| | |
| | |

Q.3 Colour the Gingerbread with the help of number code.

1=Green

2= Red

3=Pink

4=Blue

5=Yellow



ENGLISH

Q.4 Fill in the Missing Letters.

A C F



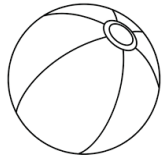
J I

L O P R

U

X Z

5. Look at the picture and write the first letter of its name





विषय- हिन्दी

प्र.6 अ से अं तक स्वर लिखिए।

